

Post-Operative Drain Care Education



Tung Wah Hospital
C5 Breast Centre

Alcoholic Swabs



Measuring Cup



Syringe



**Gloves
(if indicated)**



Equipment

Plastic Cup



潔手技巧 搓手20秒

Hand Hygiene Technique Rub hands for 20 seconds



The illustration shows a girl in a pink uniform and hat washing her hands at a wall-mounted dispenser, and a boy in a blue uniform and hat washing his hands at a sink with a faucet and soap dispenser. Eight numbered circular diagrams illustrate the following steps:

- 1** 手掌 Palms
- 2** 手背 Back of hands
- 3** 指隙 Between fingers
- 4** 指背 Back of fingers
- 5** 拇指 Thumbs
- 6** 指尖 Finger tips
- 7** 手腕 Wrists
- 8** (Inset photo showing hands being dried with a paper towel)

1. Open alcoholic swab



2. Swab the outlet of drain



3. Press on the bottle and empty the drain



Procedure

4. Swab the outlet of drain



5. Press on the bottle



6. Close the outlet with vacuum



7. Secure the bottle

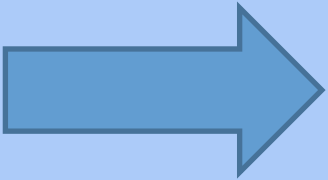


Procedure




Measure the drain output


1. Extract the clean water with syringe



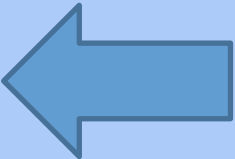
2. Clean the syringe and plastic cup



3. Repeat the above procedure till clean



4. Dry the equipment



Clean the equipment



Wash Hands again



Division of Breast Surgery
Department of Surgery
Li Ka Shing Faculty of Medicine
The University of Hong Kong
Tung Wah Hospital & Queen Mary Hospital

01/01/2016

Drain Output Chart

Gum label



Date & Time	Drain output	Date & Time	Drain Output

Record the drain output

Points to Note

- Avoid stretching or kicking the tubing
- Measure the drainage output one to two times at fixed time of the day.
- If the drain output less than 25ml for two consecutive days, please contact Breast Care Nurses during office hour for removal of the drain:
 - **Patients of Tung Wah Hospital**
Contact TWH C5 at 2589 8151
 - **Patients of Queen Mary Hospital**
Contact Ms. Chung at 2255 1257, or Page Ms. Wong at 7306 8800 if Ms. Chung is on leave

If you have the below conditions:



Abnormal discharge, oozing, swelling or redness

38 degree Celsius



Fever



The tubing slip out



Lost Vacuum of Drain

- **Patients of Tung Wah Hospital**

- Please contact C5 Breast Care Nurses at 25898151 during office hour
- Or C6 at 25898234 during non office hour

- **Patients of Queen Mary Hospital**

- Please contact Breast Care Nurse Ms. Chung at 2255 1257 during office hour, or Page Ms. Wong at 7306 8800 if Ms. Chung is on leave
- Or attend Emergency Department during non-office hour





THE END